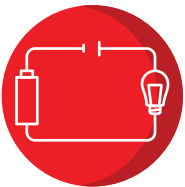




ALVOLTA 6 WAY LED FUSE BOX

AFB6W16

Key Features:



6 Individual Circuits



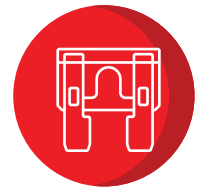
LED Safety Indicator



30A Output per Circuit



Protective Cover



16 Fuses Included

Suitable for:



3 YEAR
WARRANTY

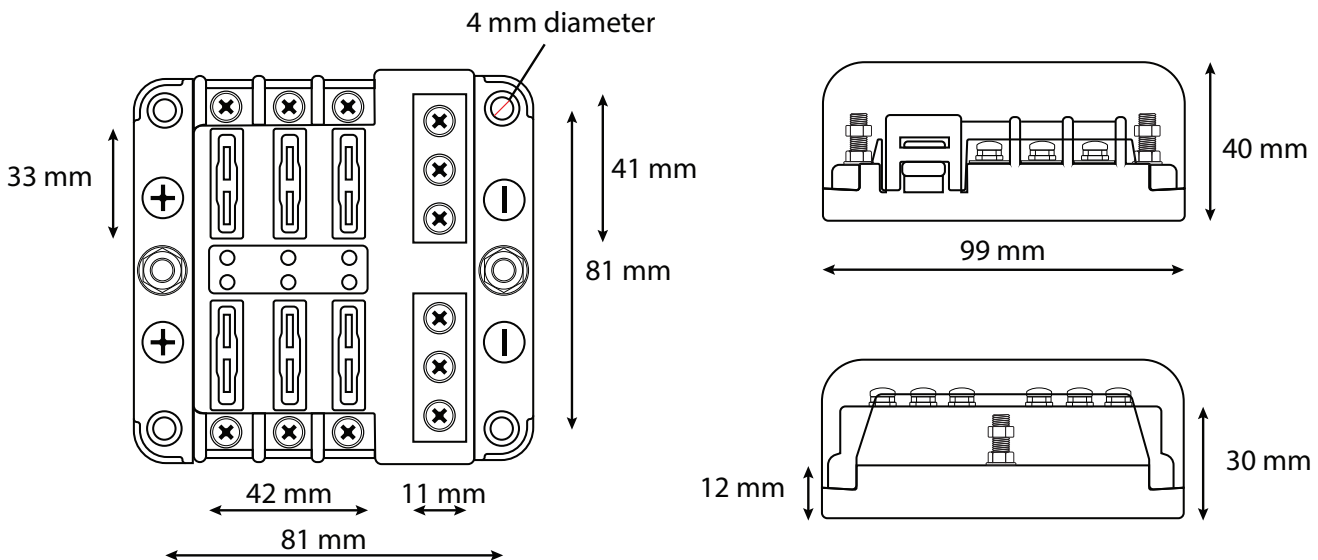
ALVOLTA 6 WAY LED FUSE BOX

AFB6W16

Specifications:

Maximum Input Voltage	32V DC
Maximum Input Current	100A
Maximum Amperage per Circuit	30A
Maximum Amperage per Block	100A
Fuse Type	Blade Fuses (ATO/ATC/ATP)
Fuse Rating	1 - 30A DC
LED Indicator	Indicates Blown Fuse
Main Thread Terminal	M5 Studs
Single Thread Terminal	M4 Studs
Terminal Material	Stainless Steel
Contact Strip Material	Nickle-Plated Copper
Base Material	PBT Plastic
Cover	Translucent Plastic (PC)
Colour	Black
Dimensions	90 x 90 x 40mm

Model Diagram:

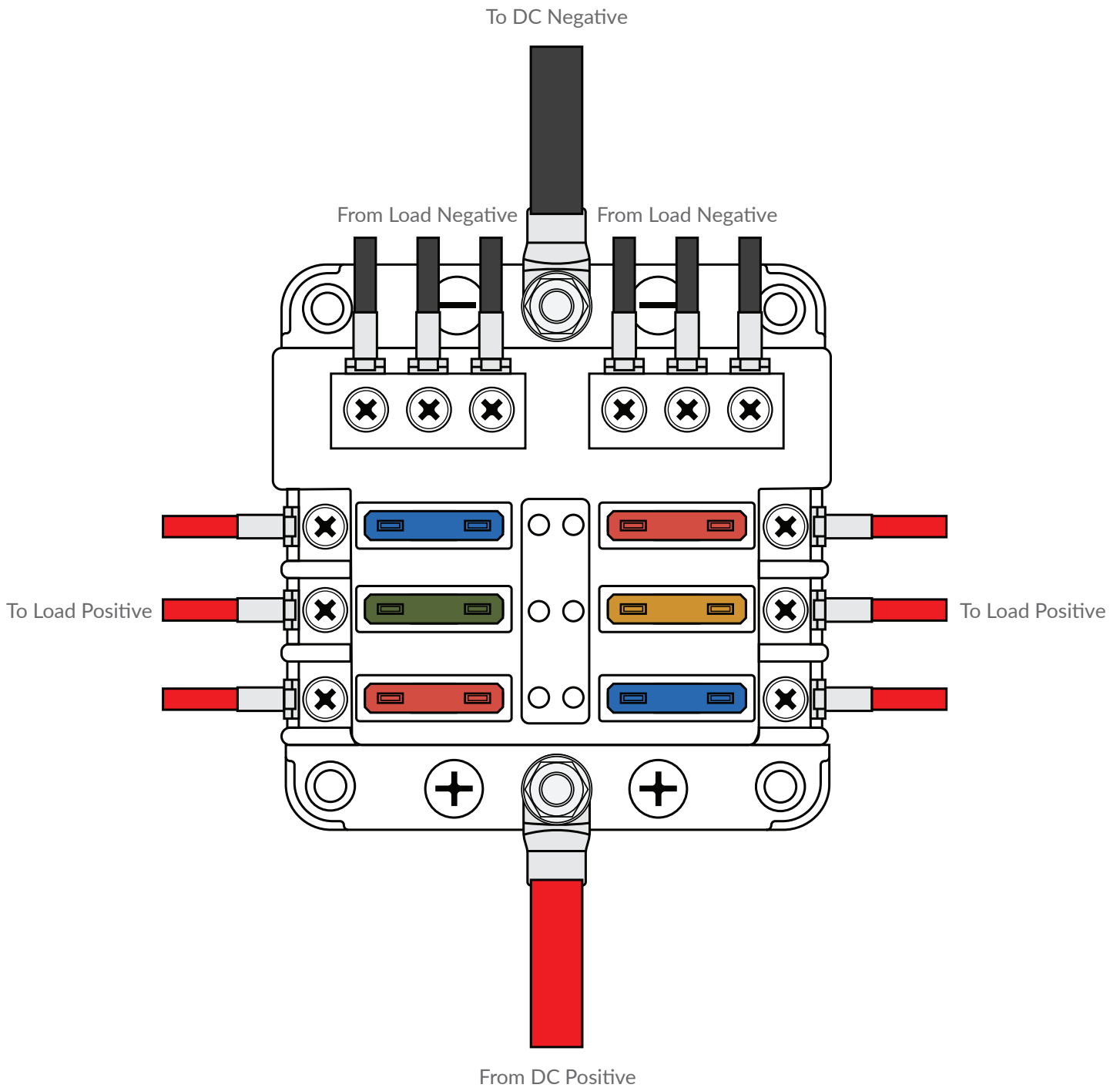


Inclusions:

- Fuse Block
- 4x 5A Fuse
- 4x 10A Fuse
- 4x 15A Fuse
- 4x 20A Fuse
- 4x Mounting Screws
- Labelling Stickers

ALVOLTA 6 WAY LED FUSE BOX AFB6W16

Wiring Diagram:



*All data and specifications provided in this datasheet are tested under standard test conditions, and may deviate marginally from actual values. Alvolta and its associates reserve the right to make modifications to the provided information without notice. Alvolta maintains the goal to supply customers with the most recent information regarding its products.